

World's Finest Photoluminescent Products.

Markings available for ALL your needs, including CUSTOM products.

Part #'s under product. Products are printed on aluminum except where indicated. SA indicates Self-Adhesive. AS indicates Anti-Skid.

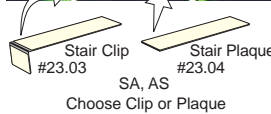

EverGlow Hi™ Safety Guidance Systems

Way-Dot™ Markers



Way-Dot™ Markers* in use on Carpet, For Carpet, Baseboard, Wall and Floor.

- 2" Round SA, AS
- #17.22 #17.23
- #17.25 Woven Adhesive Back
- Choose Solid or Chevron
- *Patent Pending



Stair Clip #23.03 Stair Plaque #23.04
 Choose Clip or Plaque

Typical installation showing lighting from the EverGlow™ Safety Guidance Systems.

Aluminum Universal™ Strip

Use anywhere. Easily cut.

- Aisles
- Amusements
- Boats
- Buses
- Docks
- Elevators
- Equipment
- Floors
- Footpaths
- Halls
- Handrails
- Night Light
- Offices
- Panic Hardware
- Parking Garages
- Restrooms
- RV's
- Stairs
- Step Ladders
- Subways

- SA #156.00 (For Exit Doors)
- SA #152.00
- SA #153.00
- SA, AS #154.00
- SA, AS #154.01
- SA #150.00
- SA #151.00



#8.50 (Arrow Left & Right)
 #8.30 (2 Arrows Down)



#8.40



#8.10 (Arrow Right)
 #8.20 (Arrow Left)



#6.00



#5.10 (Arrow Right)
 #5.00 (Arrow Left)



#8.00 (10"x14")
 #8.02 (7.38"x12")



#14.00



#15.00



#3.00



#3.10



#8.65



#8.66



#170.40, #170.42



#17.03



#16.03



#8.60



#170.41, #170.43



#31.00



#2.00




#31.10



#2.10




#8.70



#8.71

Door Handle Locators



#18.00 #18.10



#4.00



#25.00



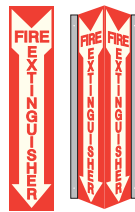
#26.00



#4.10



#4.12



#9.00 #13.00



#9.10 #13.10



#9.20 #13.20



#9.20 #13.20



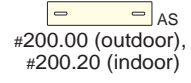
#9.20 #13.20

Corner Markers



#22.00

Grating Markers



#200.00 (outdoor), #200.20 (indoor)



Left #34.10 Right #34.20



#34.01



#4.13



#27.00



#4.14



#4.11

SHELTER IN PLACE ASSEMBLY POINT



#32.00



#1.00



#1.10



#11.20



#11.00



#11.10



#10.20




#10.00



#10.10

Soft Bumpers



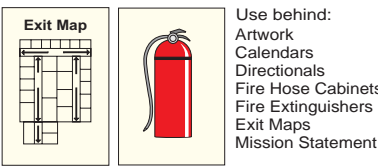
SA



#159.20 #159.21 #159.22

Head & Body Bump Savers! Corners, I Beams, Flat Surfaces

AddLight Secondary Lighting™ Backlit Panel



Use behind:
 Artwork
 Calendars
 Directionals
 Fire Hose Cabinets
 Fire Extinguishers
 Exit Maps
 Mission Statement

Mount behind Fire Extinguishers, on Electric Panels, create Exit Maps, etc.

INSTANT LIGHTING!

#160 Series ILLUMINATE - GUIDE

Universal™ Marker



Four 1" x 3" markings per sheet. SA, AS #33.03

Durable woven adhesive back. Use on any surface such as hard hats, handrails, tools, equipment and any obstacle. 2" Round #17.25

Architectural Frames Available for ALL Signs!



Choice™ EXIT Sign

UL® 924 Compliant!
 Continuous Payback!
 Non-Electrical!



Solid Aluminum

EverGlowHi® signs rate 75 foot visibility

- Fail safe, no batteries or bulbs
- Vandal resist non-glare finish
- Explosion proof

Includes Optional Chevrons and Hardware
 #8.924 Add Suffix G (green), R (red)



Architectural Frames for the UL® 924 Compliant Exit Sign

- Satin aluminum finish
- Minimal, balanced size
- Holds single or double face
- Wall or ceiling mount

Frame - #8.924F
 Bracket - #8.924M

AddLight Secondary Lighting™ Strip



Normal Lighting Conditions.



Lighting from the AddLight Secondary Lighting™ System (Patent Pending) in the ceiling fixture. SA #400.00, #402.00

Technical Data for **ADD LIGHT™** & **EVERGLOW®** Products

PRODUCTION: EverGlow products are produced under Patented Processes and ISO 9001 Certified Quality Standards. Most products are printed directly on Aluminum for maximum durability.

RESISTANT TO: Cold, Solvent Cleaners, Basoline, Diesel Fuel, Detergent and Salt Water Spray.

FIRE RATING: K1 Non-Combustible.

CERTIFICATION: Exceeds DIN 67510 (German Standard).
 ⚡ Accepted for Safety Markings, NFPA Life Safety Code® 101®
 ⚡ Certified by Germanischen Lloyd for Ships
 ⚡ Lloyd's Register of Shipping certificate number 98/00120 (E1)
 ⚡ Non-electric - No electrical review required.
 ⚡ Replaces electrical Exit Signs - some jurisdiction
 ⚡ Finnish Maritime Administration

SPECIFICATIONS: Test results are measured in millicandelas per square meter. 0.3 mcd/m² is 100x the visibility threshold of the average human eye.

mcd/m ² after: (Samples Charged Equally)	10 min.	60 min.	Time To 0.3 mcd/m ² (Minutes)
DIN Standard (min.)	20 mcd/m ²	2.8 mcd/m ²	340 min. (5.7 hrs.)
Zinc Sulfide	17	2.8	550 (9.2 hrs.)
EverGlow Hi 150 (interior)	150	22.5	2100 (35 hrs.)
EverGlow Hi 300 (interior)	300	45	3400 (56.66 hrs.)
EverGlow E 300 (exterior)	300	45	4100 (68.3 hrs.)
EverGlow Hi 450 (interior)	450	70	4000 (66.6 hrs.)
EverGlow Hi 600 (interior)	600	100	7000 (116.6 hrs.)

Testing conducted by BAM (Bundesanstalt für Materialforschung und -prüfung), Berlin, Germany, an independent test lab. Tested according to DIN 67510, section 4.

LIMITED WARRANTY: 5 years outdoor use (EverGlow E®).

INDOOR SERVICE: Expected - Greater than 25 years.

BASIC SUBSTRATES: Aluminum; Adhesive Vinyl; Others.

THICKNESS: Aluminum; 0.2 mm, 0.56 mm, 1.0 mm, 1.5 mm.

ADHESIVE: Hi Strength Adhesive Back - Some Items.

PHOTOLUMINESCENT MATERIAL: Rare Earth Aluminate.

- ⚡ Pigment is Certified Non-Toxic
- ⚡ Excitation: Ca. 240 nm - 480 nm; maximum @ ca. 380 nm
- ⚡ Emission: Ca. 400 nm - 640 nm; maximum @ ca. 520 nm
- ⚡ Free of Phosphorus and Radioactive Additives
- ⚡ Color: Yellowish Green

Contact:

Comparison To Older Zinc Sulfide Technology

Typical Luminance Mcd/m ² Usable Light Sources	ZnS 10.... 20	EverGlow 50.... 300
	Fluorescent Metal Halide	Fluorescent Metal Halide Incandescent H.P. Sodium
Charging	Fast	Fast
Luminance Level	Low	High... Very High
Aging Effects	Yes	None
Replacement Time In	2... 4 Years	None
Outdoor Use	No	Yes

Charging Time to Given Luminance Values for EverGlow Hi®

Minimum Standard According to DIN 67510 Part 2 & IMO: The luminance values at the place of use should be at least: After 10 minutes discharge: 15 mcd/m²; After 60 minutes discharge: 2 mcd/m²; The minimum illuminance at site is set to 25 lx (2.3 F/C).

EverGlow Hi Results According to DIN 67510 Part 1: Luminance after 10 minutes: 150 mcd/m²; After 60 minutes: 22.5 mcd/m²; Discharge time to 0.3 mcd/m²: 2100 minutes.

Test Results

Light Source	Charging time to the minimum DIN & IMO values:		
	15 mcd/m ² after 10 min. discharge at a charging time of approx.	2 mcd/m ² after 60 min. discharge at a charging time of approx.	
Type Used			
Fluorescent lamp daylight	Osram L18W/11-860	4 minutes	2.5 minutes
Fluorescent lamp cool white	Osram L36W/21-840	5 minutes	3.5 minutes
Fluorescent lamp warm white	Osram L18W/41-827	8 minutes	5.5 minutes
Incandescent lamp	Gluhlampe 25W	25 minutes	15 minutes
Metal halide lamp	Sylvania HSL-BW 400W	4.5 minutes	3 minutes
High-pressure sodium	Osram VIALOX NAV TV 70W	130 minutes	50 minutes

Not Suitable

Discharge Luminance at Different Charging Conditions

EverGlow Hi luminance in mcd/m² after charging time

Luminance After:	15 Minutes		60 Minutes		Constant Load		
	10 min. discharge	60 min. discharge	10 min. discharge	60 min. discharge	10 min. discharge	60 min. discharge	
E in F/C	E in lx						
0.9	10	10	3	24	8	36	
1.9	20	26	7	46	12	57	
2.3	25	33	8	54	13	64	
2.8	30	40	9	61	14	71	
3.7	40	52	10	73	15	81	
4.7	50	62	12	82	16	89	
5.6	60	70	13	89	17	96	
6.5	70	77	14	95	17	101	
7.4	80	83	14	100	18	106	
8.4	90	89	15	105	18	110	
9.3	100	93	16	108	19	113	
10.2	110	97	16	112	19	116	
11.2	120	101	16	115	19	118	
12.1	130	104	17	117	19	121	
13.0	140	107	17	119	20	123	
13.9	150	110	17	122	20	125	
18.6	200	120	19	129	20	131	
23.2	250	127	21	135	21	137	
46.5	500	143	21	147	22	148	
92.9	1000	153	22.5	155	23	155	
DIN Minimum		15	2	15	2	15	2

Light source used: cool white fluorescent lamp (color temp. approx. 4000K). Illuminance E taken with photometer parallel to and at the surface of the EverGlow Hi product.

Reference: Typical office lighting is 50 footcandles at desktop. Warehouse lighting is 20-30 footcandles 30 inches from the floor.

CONCLUSION: EverGlow® material exceeds ALL International and Marine requirements even in very low lighting conditions.